

MERHS – State of the School



MERHS Fall 2021 – State of the School

- School Culture
- MCAS Score Comparison
- AP Score Comparisons



National Merit Scholarship –
Commended Student 2021

Anecdotal School Culture

- The pandemic has had a moderate to no impact on student learning
- The pandemic has had some impact on students' social emotional health, but students are happy to be reconnected to school
 - Grade 9 and 10 students are presenting less mature
- Teacher unanimously report that student are eager to learn, happy to be in school, and have a positive outlook towards each other and the school community

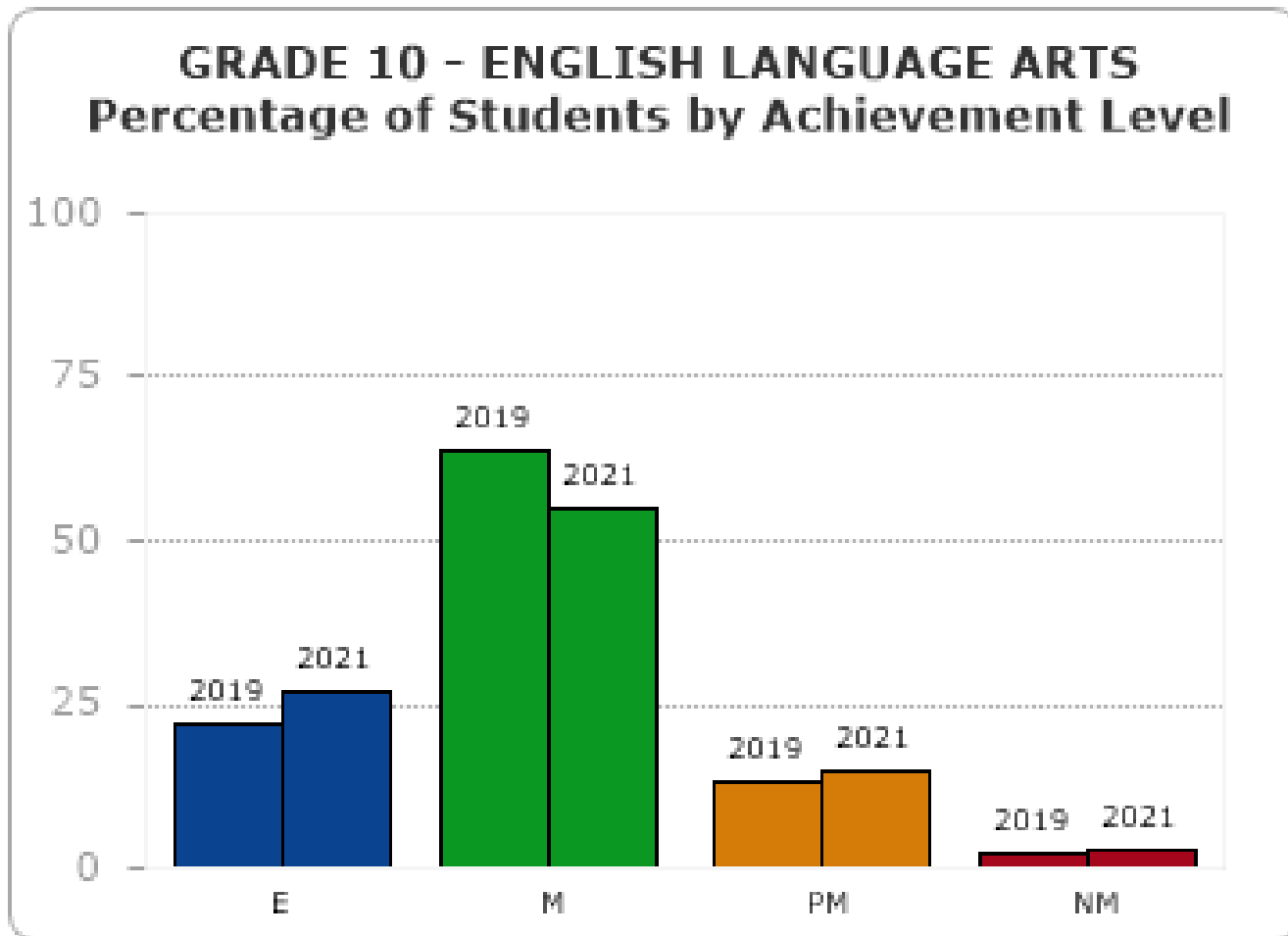
MCAS Scores 2019 - 2021

Subject	Meeting/Exceeding 2019	Meeting/Exceeding 2021
ELA	85%	82%
Math	82%	71%
	Proficient or Higher	Proficient or Higher
Biology	94%	90%





ELA 2019 – 2021 Comparison



ELA Areas of Improvement

Areas for improvement:

Performed at or below state average in:

- Vocabulary within context
- Impact of repetition within a passage
- Main effect of separate excerpted sentences
- Purpose of phrases set off by dashes.

These specific skills can be more overtly addressed in classroom instruction beginning in grade 9 with a special focus on vocabulary in context whenever possible.

ELA Areas of Strength

Areas of strength:

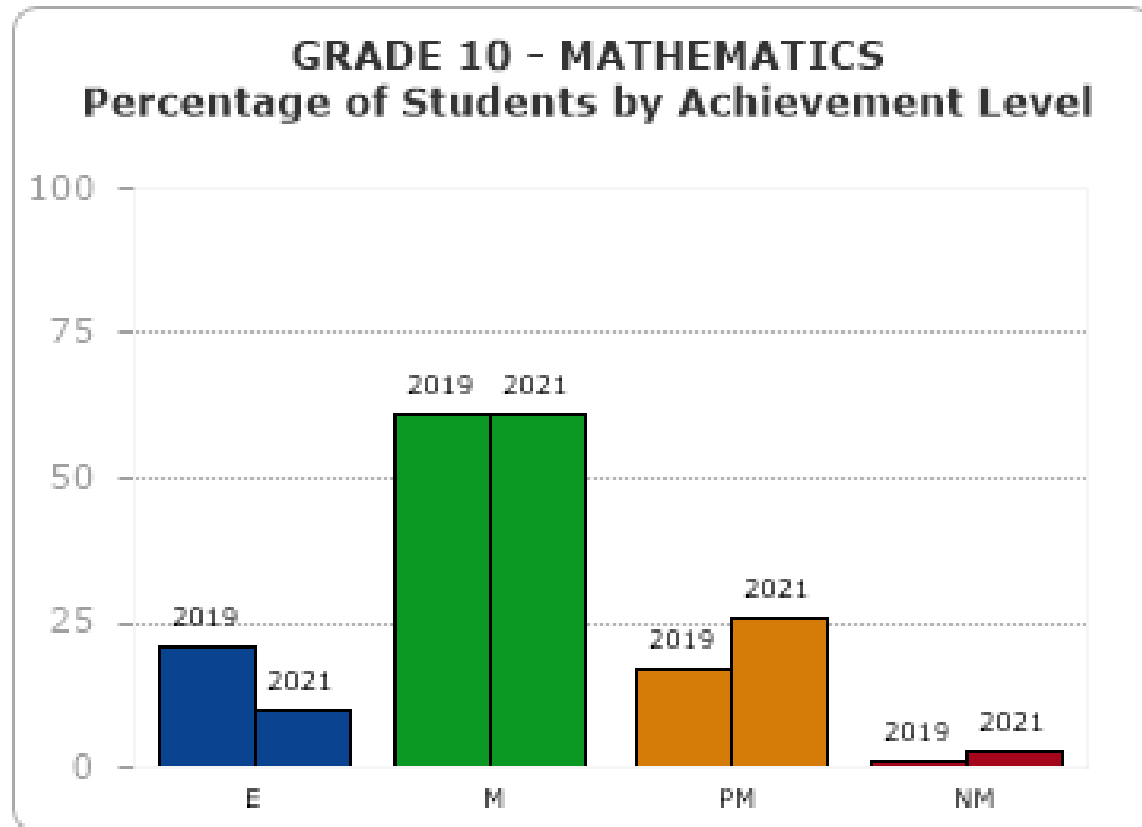
Performed well above state average in:

- Long-form/essay writing
- Identification of literary devices
- Comparisons of reading passages identifying main ideas, mood, purpose, and content.
- Analyzing point of view, structure, and specific evidence within a given passage

Students' ELA skills are strong where they need to be, especially in essay writing and reading for purpose, content, and the ability to identify main ideas -- all important lifelong language skills.



Mathematics 2019 – 2021 Comparison



Math Strengths and Areas for Improvement

Standards for Improvement

- Algebra – sequence and series
 - This unit is being reviewed for more explicit instruction
- Statistics and Probability – interpreting line of best fit
 - Due to reduced time of the 2020 – 2021 school year, some statistics and probability standards were adjusted to be taught in Algebra II this school year such as “interpreting line of best fit.”
- Geometry – reflecting a point across an axis

The math department is going to better identify students transitioning from the Middle School who struggled in math and provide targeted assistance in effort to move all students towards Meeting Expectations.

Mathematics Strengths

Standards of Strength

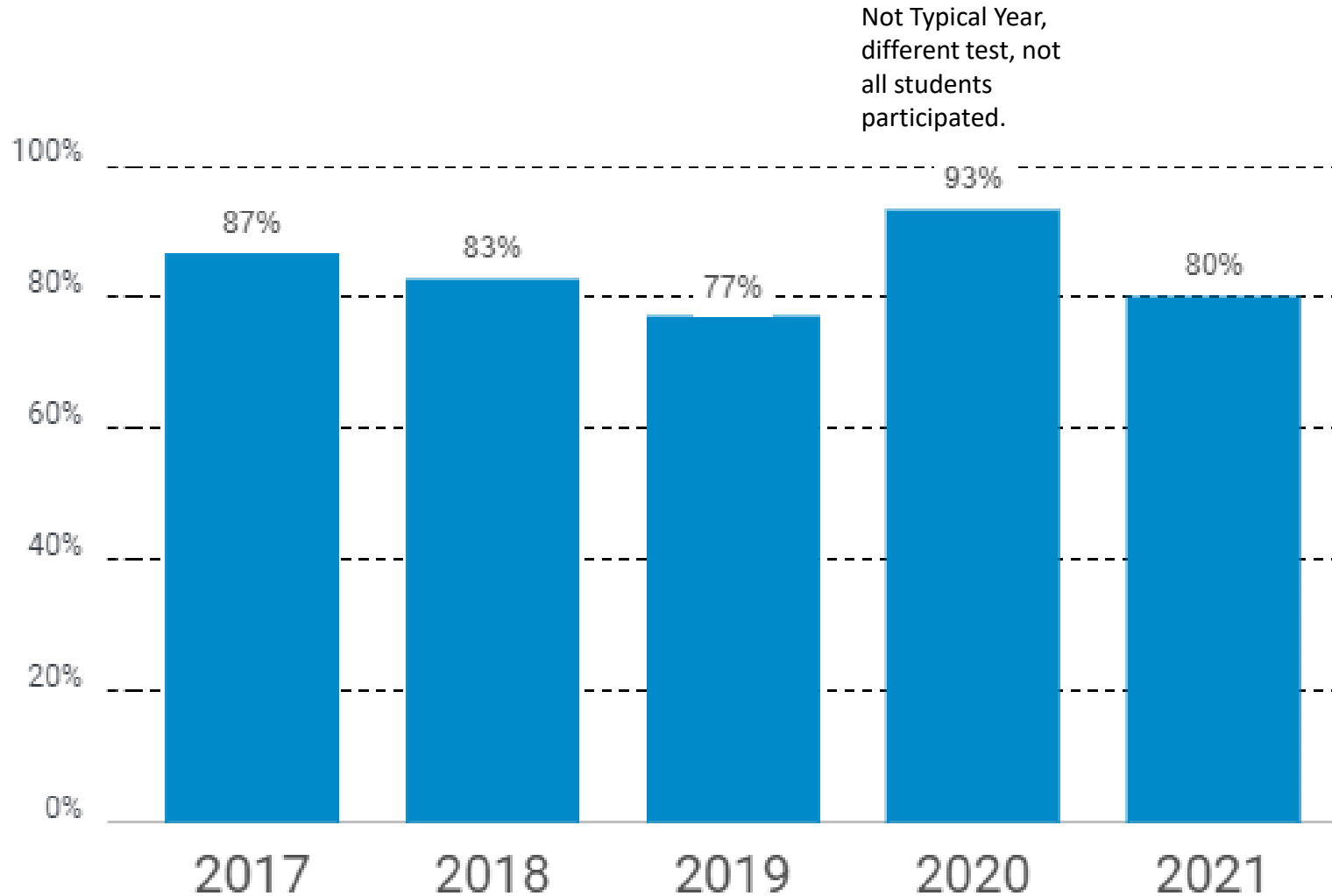
Student performed higher than the state average on all standards. Geometry and Algebra & Functions make up to 75% of the test

Topic	MERHS	State	Difference
Geometry	68%	60%	+8%
Probability and Statistics	64%	49%	+15%
Numbers and Quantity	63%	53%	+10%
Algebra and Functions	62%	54%	+8%

Senior Sunrise



AP Score Five Year Average



Comparative Achievement

- 63% of the Class of 2021 scored a 3 or higher on one or more AP exam

Course	MERHS %	Global %
2D Art	100%	87%
3D Art	100%	71%
Biology	76%	59%
Calculus	84%	51%
Chemistry	91%	51%
Comp Sci	83%	65%
English Language	78%	58%

AP Comparative Results

Course	MERHS %	Global %
English Literature	100%	44%
Environmental Science	63%	50%
French	83%	71%
Physics I	63%	42%
Physics C Mechanical	100%	74%
Psychology	87%	53%
Spanish Language	82%	79%
Spanish Literature	100%	65%
Statistics	100%	58%
US Gov't	77%	50%
US History	70%	47%